

## The Reason for Scoliosis Posture

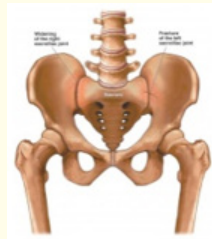
**Valentyn Gusyev\***

*Scientific Research Centre, Canada*

**\*Corresponding Author:** Valentyn Gusyev, Scientific Research Centre, Canada.

**Received:** April 13, 2019; **Published:** May 28, 2019

In the world practice understanding exists nowadays that the orthotics do not correct feet deformations and that scoliosis can't be cured. Various specialists are engaged in correction, and from time to time they go into discussions on who exactly has to produce orthotics.



**Figure 1**

The feet deformations are the result of forces existing in the structures of human body that are located above the ankle joint. Deformations of the vertebral column are the result of inclining of pelvic bones and the consequences of asymmetrical position of sacroiliac joints. For bringing the head into vertical position the Central Nervous System (CNS) affects the muscles that place the head vertically. The question arises what exactly is basic reason of distortion in pelvic bones and in curvature of spinal column. The medical practice has no answer for this question and just concludes that the reason is unknown and thus bears idiopathic character.

It is obvious that interposition of feet bones and vertebrae bones are in kinematic interconnection with each other, but this fact is not considered in correction process for feet and spine. Moreover, the right and proper correction of skeletal-muscles body carcass affects the pump function of skeletal muscles. This fact is not thought over and not discussed by orthopedic specialists. But in reality, the muscles' pump function defines the human organism condition. The pump function of the muscles provides the possibility for them to be the main healers, the precious therapists for the entire body, all because the muscles possess instruments and mechanisms for feeding the cells and supporting their metabolism.



**Figure 2**

It is really beyond understanding who exactly defined and stated what kind of specialists have to work over skeletal structures up to level of ankle joint, and what kind of specialists have to manage the spine. In any case, everybody seemed to forget about the legs that contain 75% of blood and 80% of body muscles. The legs are the connecting link that transfers the load to feet arches. On the other hand, the legs define the position of the pelvic bones that support the vertebral column.

As the probability theory states, there are no two similar objects in nature, and each and every of us has the individual difference in legs' lengths. At present, this difference in average becomes to be larger than 1 cm -2.5 cm. One of the main reasons for this is misunderstanding and misconception of how important is the procedure of swaddling the babies through the first month of their life. While swaddling, it is necessary to immobilize the position of hip and knee joints and to bring the heels to definite common level. Besides, keep in mind that every person possesses the so called "anatomical difference" in the legs' lengths, to which the "functional shortening" must be added. The reason for functional shortening roots in deformation of feet arches and in rotation of the bones in knee joints and in hip joints. If to consider all mentioned above, it is difficult to imagine how to keep all this in mind and how to manage this variety of facts in correction process.



Figure 3



Figure 4

At that same time, additional question yet arises – how to deal with spinal column deformation that is already present and that is not easy to amend. Besides, the General Center of Gravity is oscillating constantly.

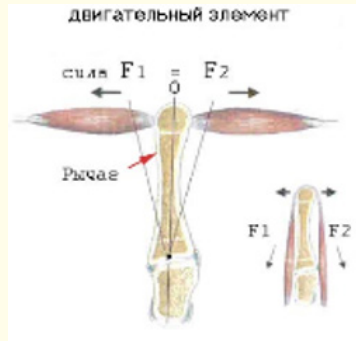


Figure 5

To observe the complete picture of vertebral column deformation, the human body must be in standing position. At the same time, the vertebral column and lower limbs' joints must be brought to vertical axis and the feet skeleton must be brought to neutral positions. This is fully possible if you know the laws of mathematics and physics, the laws of hydrostatics and communicating vessels. I developed the correction method that is based on these laws, as well as the equipment for it. My method gives real possibility to correct the spine in several weeks.

For better understanding and believing in the reality of my method, it is obligatory to know exactly what deformation is and what is the origin of deformation. Remember not to confuse the nature of deformations with the titles that are given by medical routine regarding the place of their dislocation.

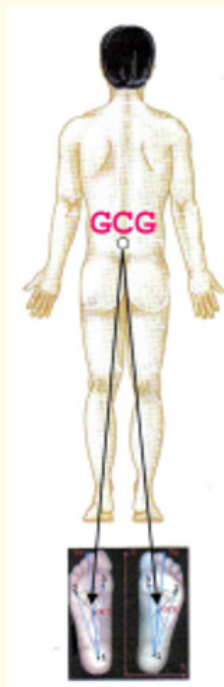


Figure 6

Considering the skeletal-muscles structures, we notice that every joint contains the bones contoured and held by conjugate muscles. When these muscles produce the equal forces, the bone takes the intermediate position between them, so called neutral position. In this case the muscles are contracted by maximum amount and the blood volume they move is maximal either. The human physiology states that skeletal muscles are responsible for the cellular metabolism. Thus, there is connection between vascular system and deformations in skeleton structures. Elimination of these deformations must be the main goal of orthopedic specialists.

To bring the feet skeleton to the neutral position, the forces of pressure on skeleton from above and from below have to be the same. The knowledge of Pascal Law would definitely help with this requirement. While standing on the diaphragms of air pillows in my device, the body weight is evenly distributed on support surface of the feet, and the body becomes to be “suspended” in the air, supported by Pascal force, which is numerically equal to the body weight and directed from bottom up. By connecting the vessels’ volumes with each other, we solve problem of compensation of legs’ lengths difference. When the pressure in communicating vessels is equalizing, the diaphragm under the longer limb is moving down and under the shorter limb is moving up. This difference in lengths we measure with my special equipment. At the same time all joints are oriented along vertical axis of skeleton, and GCG of the body is projected on CG (Centre of Gravity) of feet support triangle. Now only one question is left - how to eliminate the spinal column curvature through only 2 or 3 sessions of muscles relaxation, and how the muscles can simultaneously bring the spine into natural position. It takes place when all factors that lead to deformation are removed, namely anatomical and functional difference in the legs’ lengths. And at this particular moment, dear respected physicians, promise never to say that the reason for forming scoliosis posture is unknown.




Figure 7

Volume 10 Issue 6 June 2019

©All rights reserved by Valentyn Gusyev.